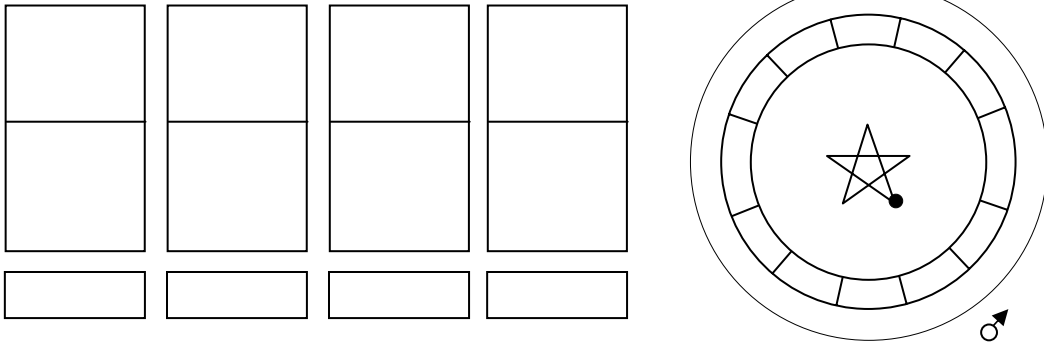


- Four Pillars of Destiny -

Additional Charting in Four Pillars

Explorations with Heluo

Explorations with Heluo is a series of articles by Heluo on the subject of Time, Space and Destiny



This article is a chapter from Heluo's 4-day master class workbook Four Pillars of Destiny (550 pages) and it is shared freely over www

- Please read disclaimer on last page -

Reading deep(er) into fate

Shown here is the conventional method of charting the Four Pillars in Bazi.

| | Hour | Day | Month | Year |
|-----------------------------------|-----------------------|-----------------------|-----------------------|-----------------------|
| Date: 9 September 2002 | Heavenly Stem | Heavenly Stem | Heavenly Stem | Heavenly Stem |
| Time: 06:58:52 | Earthly Branch | Earthly Branch | Earthly Branch | Earthly Branch |
| Type chart: Overly Vibrant | Hidden | Hidden | Hidden | Hidden |
| Strong/Weak: 336/196 | | | | |
| Useful God: Wealth | | | | |
| Helpful God: Output | | | | |
| Annoying God: Parallel | | | | |
| Hostile God: Resource | | | | |

While very much leaving this conventional method and all of its intrinsics and reading conventions entirely in tact and **not touching it in any way**, we will gladly introduce you to a yet *complementary approach* to your *reading* of a Bazi chart.

You will have added significant depth to your fate readings if you learn to match the conventional method of charting and reading with the complementary format of reading fate presented here, which again, **is not in any way a replacement** - simply because it never could be - but a helpful extension rather. You will not find this new proposed format of reading into a Daymaster's environment anywhere. The method was formulated in 1996 and has been since tested by colleagues whom report back great and lasting improvement of their readings if they use it in addition to the traditional approach. It is only evident how your readings will never be the same.

Reading a person's life you cannot be just a mere analyst. As a *diviner* you want to unlock dynamics that would remain undisclosed to an expert trusting on quantity. Please understand that in front of you sits a living person, rather than a chart. There is no mystery in Bazi, but it takes a little more than technique to unlock a person's secret. You will find the method layed out here quite advantageous to your interpretations of a Bazi chart. First try it on your own chart and you will witness its function that is most complementary to the conventional method.

It is not just another practical method of arriving to the same format, as it will actually help you lay bare dynamics that you would have most likely overlooked using just the conventional Pillars method.

Actually, with this article we are adding nothing to the existing Ba Zi doctrine at all. I believe that any practitioner in fact already visualizes in a fashion as proposed here, I just only further worked this out and discuss it as a method. You will find however, that the proposed step by step approach may add new layers to your fate readings, simply because it takes you on a deeper journey and may lay bare matters that would otherwise have probably escaped your attention. If you follow this method, and apart from splendid detail - it may happen also that:

Conventional

- May determine a certain type of chart while
- May suggest a certain strength and weakness, while
- May arrive to a certain Useful God
- May suggest a certain temperature, moisture, character and temperament

Complement

- on closer look you may need to yet decide that the chart is of a different style.
- you may decide on a different strength and weakness.
- May need to switch to a different Useful God.
- May disclose different aspects helping you decide differently.

The system may become particularly valuable for example if you need assess a so-called Balanced chart. You will find that virtually no Balanced chart is 'balanced'.

Using the conventional method, it may happen that you arrive to an Unbecoming Resource style with Wood as the Useful God, while after carefully applying its complement you may decide the chart was instead Unbecoming Wealth with Fire as the Useful God. You will concur immediately that this type of differences is hardly minor and you may therefore yet boost your skills and profundity using the proposed format of reading. You will be using *both* conventional method and this new format, in doing so cancelling out faults of both. We will discuss pros and cons of both systems and the benefits of combining the two at the end of this article. Before we do, we will present the idea and run you through the complete process.

We will demonstrate this method step by step using the following birth date.

Shown is the conventional method of charting the Four Pillars, one of its limitations being that it *may* host certain blind spots that you would still not wish to overlook.

| | Hour | Day | Month | Year |
|-----------------------------------|-----------------------|-----------------------|-----------------------|-----------------------|
| Date: 9 September 2002 | | | | |
| Time: 06:58:52 | Heavenly Stem | Heavenly Stem | Heavenly Stem | Heavenly Stem |
| Type chart: Overly Vibrant | Earthly Branch | Earthly Branch | Earthly Branch | Earthly Branch |
| Strong/Weak: 336/196 | Hidden | Hidden | Hidden | Hidden |
| Useful God: Wealth | | | | |
| Helpful God: Output | | | | |
| Annoying God: Parallel | | | | |
| Hostile God: Resource | | | | |

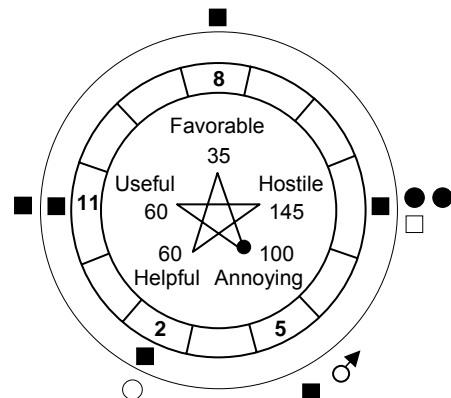
The chart under scrutiny is first shown in its conventional format, complemented to the right by the new proposed additional method. We will then start with an empty circle and build it step by step, giving you immediate sensation of what it can do.

If you had not been already, after you ran through the process you will be forever convinced that it is virtually impossible to apply Bazi using computer programs. In fact, using the step by step format to the right you will be yet able to lay bare dynamics overlooked by even the most proficient practitioners. Let me take you on a journey that will always stay with you. Note: the core thing here will be *slowness*.

Conventional charting method

| | | | |
|----------------|-------------------|----------------|-----------------|
| 己 Yin Earth | 男庚 Yang Metal | 己 Yin Earth | 壬 Yang Water |
| 卯 Rabbit | 辰 Dragon | 酉 Rooster | 午 Horse |
| 乙 -Wd | 戊乙癸 +E -Wd -Wt | 辛 -M | 丁己 -F -E |

Proposed additional style of reading



Heluo's system allowing a One Glimpse Only experience of complete chart dynamics. However, essential is that this 'One Glimpse Only' is built up very slowly and profoundly, allowing you a deeper insight into a person's fate when used in close conjunction with the conventional style of fate reading..

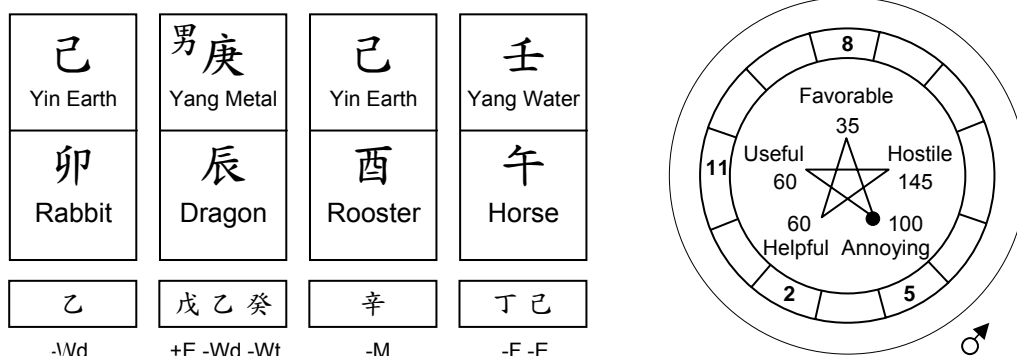
As shown below, we first build the conventional Four Pillars and then draw an empty circle with a five star. This is the chart for a male Yang Metal Daymaster born in the month of Rooster. Therefore, we start by taking in a male sign outside the circle at the Metal domain to note that this is a male and we leave the male sign as a white dot - ○ - to show that subject is a Yang male Daymaster, immediately followed by taking in the month of birth which will be then indicated by taking ● to the Metal leg of the five star, because Rooster is a Yin Earthly Branch. Metal in Rooster Branch appears in Life Stage 5. You can easily locate the Gods and strengths. Further down we will present the symbols used for this method.

Critical for this new method is that you will start reading life from an *empty* sheet.

First build and take down the traditional method shown to the left and assess the chart just as you would normally do.

Determine Life Stages for the elements and take them into an empty circle with a five star, here Life Stages 2,5,8 and 11. Determine strength for the elements, here 35, 60, 100 and 145. Finally take in the Deities. Then, from your initial assessment already of the conventional chart, you will have a pretty good idea of the clashes and pairings and other dynamics that you now know will come in while in your step by step process of building the format shown on the right.

While you will then have a firm idea already of what to expect, step one of this method will then be to take in Daymaster and month of birth *only* and assess from there while *laying down your pen* and *ponder*. The soap opera has now come into motion. Laying down your pen at this stage is *critical* in this approach.



You will then also abandon the technique of starting any interpretations from an already built and completed chart. Instead we will show you how to take in each new aspect one by one, while *halting* at each new stage and connecting to the life in a most profound way before you proceed by taking in the next aspect. Please note that as a diviner, rather than building a chart, you will be building a life.

As a first exercise you can go back to the previous page, cover the diagram to the right with your hand and try locate the Output (Water) elements from the conventional method. Even if you are able to do this rather swiftly, would you be able to recall this tomorrow?

It becomes a task to locate the different aspects using the conventional format and then from within this conventional format refer all aspects to all aspects, without losing sight of the complete dynamic. This will have been solved by the new format.

The conventional method continues to be the most appropriate standard and for solid reasons. It must be left in tact and you will **not** be able to ever abandon it. Our new style of reading a chart then merely functions as a welcome addition.

We will now first show some easy symbols, after which we will build the chart step by step using the new method. While running through this article, please keep your own Bazi handy.

Symbols

Daymaster

♂ and ● indicating Yang Daymaster (○) or Yin Daymaster (●) for a male.

♀ and ♀ indicating Yang Daymaster (○) or Yin Daymaster (●) for a female.

Birth season

○ and ● indicating either Yang (○) or Yin (●) of birth month *Branch* and season of birth when taken to the appointed leg of the five star within the Wuxing circle.

✓ To show that Daymaster was born in an Earth month, e.g. Ox, Dragon, Sheep, Dog. Take ✓ to the Earth leg of the five star in addition to the above given format to show Yin or Yang month of birth. For Dragon month you take ○ to the Wood leg, while you also take ✓ to the Earth leg to signify that the birth month was not Tiger.

Heavenly Stems

○ and ● indicating Yang (○) or Yin (●) force in Heavenly Stems and taken always to the *outside of the Wuxing circle*.

Yang is Heaven, odd and circular. Used here to show that Heavenly Stems are Heaven Qi, Timely, pure and undividable and to indicate that the element originated in the upper segments of the Pillars.

Earthly Branches

□ and ■ indicating Yang (□) or Yin (■) force contained in Earthly Branches. Major Stems contained in the Branches will be taken *outside the Wuxing circle*, while the minor Stems contained in the Branches will be then taken to the *inside of the Wuxing circle*.

Yin is Earth, even and square. Earthly Branches in the lower segments of the Pillars contain up to three Heavenly Stems, also known as hidden elements. Squares are used to show that the element originated in a Branch.

Upright or Slanting

↑ and ↓ indicating if element is Proper or Unbecoming to the Daymaster. For example, Earth is the money or wealth sign to a Wood Daymaster. For a Yang Wood Daymaster Yin Earth functions as Proper Wealth (↑W), while Yang Earth is Unbecoming Wealth (↓W).

Again, take the major Gods contained in a Branch *outside* the Wuxing circle, and take the minor Gods *inside* the Wuxing circle to indicate lesser influence.

| Prime | Solar month | Branch | Element | Pinyin | Chinese | Outside circle | Inside circle |
|--------------|-------------|---------|---------|--------|---------|--|---|
| Wood | February | Tiger | Wood | Yín | 寅 | <input type="checkbox"/> Wd | <input type="checkbox"/> F <input type="checkbox"/> E |
| | March | Rabbit | Wood | Mǎo | 卯 | <input checked="" type="checkbox"/> Wd | |
| | April | Dragon | Earth | Chén | 辰 | <input type="checkbox"/> E | <input checked="" type="checkbox"/> Wd <input checked="" type="checkbox"/> Wt |
| Fire | May | Snake | Fire | Sì | 巳 | <input type="checkbox"/> F | <input type="checkbox"/> M <input type="checkbox"/> E |
| | June | Horse | Fire | Wǔ | 午 | <input checked="" type="checkbox"/> F | <input checked="" type="checkbox"/> E |
| | July | Sheep | Earth | Wèi | 未 | <input checked="" type="checkbox"/> E | <input checked="" type="checkbox"/> F <input checked="" type="checkbox"/> Wd |
| Metal | Augustus | Monkey | Metal | Shēn | 申 | <input type="checkbox"/> M | <input type="checkbox"/> Wt <input type="checkbox"/> E |
| | September | Rooster | Metal | Yǒu | 酉 | <input checked="" type="checkbox"/> M | |
| | October | Dog | Earth | Xū | 戌 | <input type="checkbox"/> E | <input checked="" type="checkbox"/> M <input checked="" type="checkbox"/> F |
| Water | November | Pig | Water | Hài | 亥 | <input type="checkbox"/> Wt | <input type="checkbox"/> Wd |
| | December | Rat | Water | Zǐ | 子 | <input checked="" type="checkbox"/> Wt | |
| | January | Ox | Earth | Chǒu | 丑 | <input checked="" type="checkbox"/> E | <input checked="" type="checkbox"/> Wt <input checked="" type="checkbox"/> M |

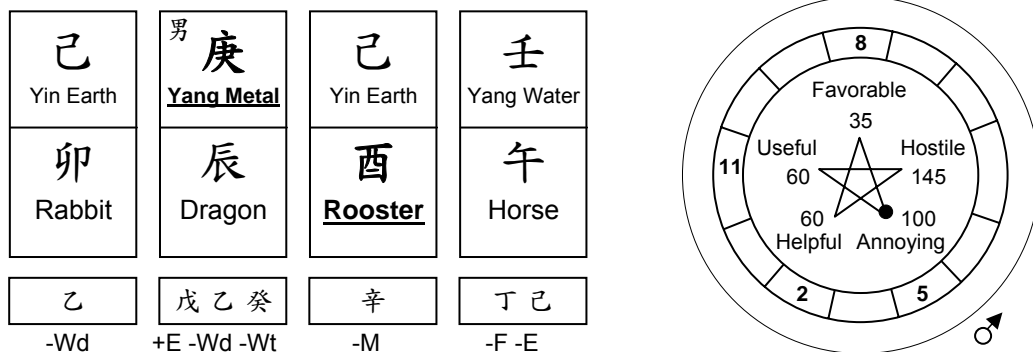
Step One

After we first completed the conventional method (shown left), we will sit in front of an empty Wuxing diagram and commit what must be the single most critical aspect in any Bazi chart besides Daymaster, i.e. month *Branch* and 'season' of birth.

To further help you with your interpretation while in the process of building the complete life step by step, you may best start out with this:

- Take in the strength of the elements.
- Take in the Life Stages.
- Take in the Gods.

We will build up the life like a motion picture, image by image by image, without being tempted or hurried, but instead laying down our pen with each new step and interpret from there before we even attempt to look at the next step. Remember always, you are seeking to deeply connect to and unlock the life of a living person, rather than building a dead chart. Any computer could do that.



The method proposed here is the same difference as watching a dvd but from the pause mode, or push the play button and enjoy the movie in full progress.

Later, with each consecutive step in this process, we need to decide what besides month Branch will be the next most influential, and take it to the circle. We will see that besides month of birth, the Heavenly Stems are most powerful, therefore to be taken in next.

More often than not, a Bazi practitioner will have a complete chart explode in his face all at once after which he will start interpretations right away. Having worked from the new method for a number of years now, there is no doubt in my mind that this may only lead to certain misinterpretation and many aspects being overlooked.

In this approach you first take in Daymaster and month of birth, but after this you simply lay down your pen. If you then 'stop the clock' and halt already at this stage, you will be amazed by what is being revealed already here. However, you must now go through a process of *elimination*. Rather than gazing at this Daymaster and his month of birth and actively deciding what it means, the actual secret here is that – for now at least – you *do not focus in on what is apparent* in this chart at all, as rather you will lay down your pen and for a while ponder on *what is not being indicated* by this image. Subconsciously, this is exactly what your brain does anyway, but if you were not aware of this I need you to collect your utmost ability and from hereon make this into a conscious process, second skin.

Your abilities to read into fate will greatly depend on whether or not you are able to "take two steps back to take in no position and have no preference".

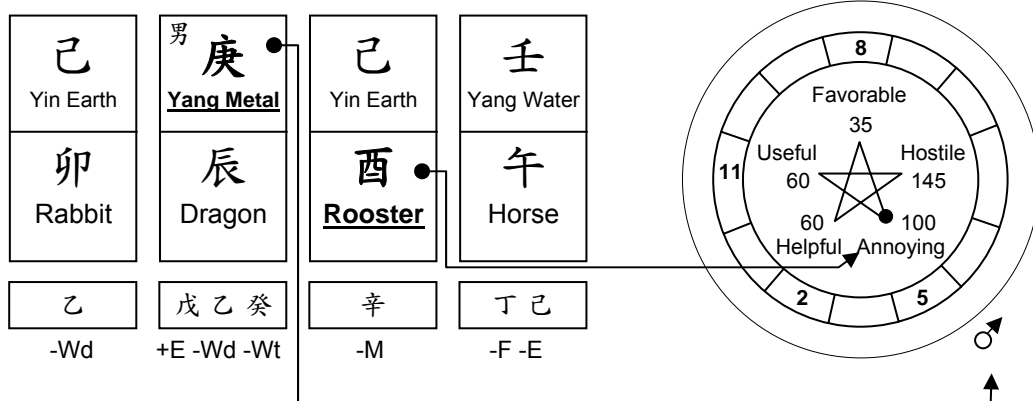
It is evident that this is a Yang Metal Daymaster born in Rooster month. Do not even try assess what this means, before you have eliminated all that a Yang Metal Daymaster born in Rooster month *does not pertain to*. Well, we first exclude that this is a *female* Daymaster born in Rooster month, while it is also not a Yang Metal Daymaster born in the Monkey Branch. You really need to actually run through this deduction process because the life of a Yang Metal Daymaster born in Rooster is not the same as the life of a Yang Metal Daymaster born in Monkey. Your client must rely on your observations and he may be actually following your suggestions.

While you ponder over this stage, you then also consider what it means that you are *not* looking at a Yang Metal Daymaster born in the Water months, the Wood months and so forth. You would interpret entirely different for a Yang Metal Daymaster born in the Horse month, so please never run tired or bored and take the effort of actually consciously and actively going through this thinking process while you proceed. Don't worry, the more charts you do, the more efficient you will become at this stage, but what is more, you will be the best life reader around. Besides this, I can promise that if you already thought Bazi was a pleasant pass time, you are to be yet knocked away by what you will find revealed by this complementary method, if only you care to lay down your pen and start adding dynamic movement to an otherwise still picture.

Let me give you a demonstration of this stage, hoping to demonstrate its worth. You now know that Daymaster is born in a season that hosts his Annoying God Metal and you can see that this Metal is strong. Daymaster could have been born in the Fire months, which would completely alter your reading, because you would then interpret this as a Daymaster born in a season that invokes Power, ambition and authority. It would have indicated leadership. Likewise, if this Daymaster was born in the Wood months, this would be an indication for a business type person (Metal controls Wood: 'Wealth is what you control'), and because it is a male Daymaster probably interested also in females. By taking in Daymaster and season of birth, you will have here diminished expectations for leadership a bit, unless of course later stages would yet add a strongly positioned Power (Fire) element.

What you are actually doing is at this stage assess a person's *most prevailing organ and meridian Qi*. Born in a Metal month indicates Lung charged energy for the person, and certain inclinations therefore that will be carried around by Daymaster life long. By month of birth, Lung energy for this Daymaster was deeply imprinted at first breath and it will be always resonating abundantly. Consider 'plus' and 'minus' emotions for the 9 Stars as published in my Nine Star Ki articles and further assess the person's temperament, talents, health, relationships, career and achievements. Read article: "9 Stars Divination – Personal and Global Events".

Also at this stage you know that Wealth (Wood) is the Useful God and that Daymaster will be strong enough to acquire wealth as already at this stage you know that any Wood that you will be encountering in the process will be appearing in a strength of 60, being engendered by Output appearing in a strength of 60 also.



This Daymaster is born in Rooster Branch, which confirms the Metal of Daymaster. Having layed down our pen and pondering over the image, we now know that this person is intellectual because Rooster is quite smart with a keen interest in planning, strategy and monetary matters. Ethical conduct is another property of Metal, just as an engineering type of thinking, leadership, determination or the ability to guide projects and people. Many more deductions can be obtained from this stage when only you care to focus in on them and work slowly and thorough.

We also established that this is an Overly Vibrant style, implying that Daymaster needs to be given a goal in life. This can be either Output, Wealth or Power releasing Daymaster from too dominant Metal, or he may be obstructed. If not released, we may be eventually dealing with a recluse.

Exercise: draw your own Bazi chart in the conventional way. Then draw an empty Wuxing circle, taking in only your Daymaster and month and season of birth. Lay down your pen and concentrate on the meridians and organs governed by your month and season of birth and you will concur that much of your inner drive and what you will be setting out to do in life can be read already from this. Strength and weakness in the chart and the organization of the Gods will tell you if your inclinations are beneficial to you.

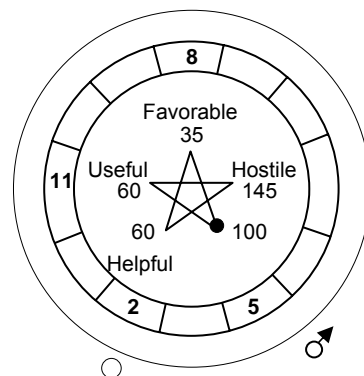
Step Two

The Heavenly Stems in the upper segments of the Pillars will be the next most influential in a structure and we will first take in the year Stem, after which we will proceed with the month and hour Stem. The year Stem here is Yang Water. Take it in, but again after you committed the year Stem outside the Wuxing circle, lay down your pen and ponder, because there is a whole lot to deduct from this stage. Vital to this method is not just *if* an element comes in, but *when* and in what *magnitude*.

Then ask yourself, does this Yang Water year Stem clash with Daymaster, does it go into Pairing with Daymaster, will it add Output, Wealth, Power, Resource and in what strength and if it does (not) what does this indicate. How do character and temperament of this Daymaster appear to you at this stage. What will be Daymaster's style of presenting himself and what can you tell about his health prospects. Again, you need to realize that you are looking at a person's internal system. Bazi is about Daymaster's personal magnetism at first breath, the prevailing Qi being imprinted in his meridians. What was imprinted in organs and meridians must eventually come out to surface. This is basic to Traditional Chinese Medicine: "organs produce emotions" and "what lies stored inside, must externalize".

What appears in the Stems is strong and may be more obvious to society.

| | | | |
|----------------|---------------------|----------------|-----------------|
| 己 Yin Earth | 男 庚 Yang Metal | 己 Yin Earth | 壬 Yang Water |
| 卯 Rabbit | 辰 Dragon | 酉 Rooster | 午 Horse |
| 乙 -Wd | 戊 乙 癸 +E -Wd -Wt | 辛 -M | 丁 己 -F -E |



After you took in Daymaster and month of birth, the next step will be to commit the Year Stem Yang Water outside the Wuxing circle. Then halt and ponder on how the Year Stem will affect the chart.

From the previous step we know that this may be a serious and contemplative person, perhaps a little pale and also interested in matters of ethical conduct. Here we see Output appear in the earliest possible stage, indicating an intelligent and articulate person, interested in art and self expression. Water is exploration and readiness towards the world. Yang Water adds a swift, accurate, solid and bright type of thinking, rather fearless perhaps. In itself Water also signifies writing, communication and wisdom (this child started reading and writing just before he reached the age of three). We know that Output signifies a person's performance and again from deduction – but this may be yet either confirmed or dismissed later on - we assume that this person will just a little less likely express himself in a Wood or Fire temperament, rather here Water would indicate a certain stillness.

It is of course always good for any of the steps to already observe what will come in later, like in this case Yang Water year Stem finding root in the Marriage Pillar, or the Day Pillar. Surely, going by just the conventional method, we would have also recognized Output, but this step by step method shows that at this stage it is just between Daymaster and Output, as other elements have not come in yet.

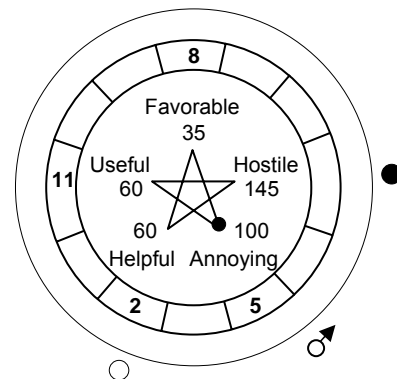
Still keeping down your pen, you would also appreciate Wood and Fire to come in at one point, for reason that at this point the chart may appear a little cold. In this stage you connect all there is to gather from step one and step two. Proceed to step three only after you feel you are satisfied with the image obtained in this stage. As an exercise you can take in your own year Stem and assess its function.

Step Three

After we took in the year Stem, we are now ready to take in the month Stem of Yin Earth, again to the outside of the Wuxing circle because it is a Heavenly Stem.

By doing this we have added Proper Resource which we then note is also the Hostile God. Proper Resource adds gentleness to the character and the person is scholarly. Yin Earth finds root in the year Branch and it appears in the hour Stem.

| | | | |
|----------------|-------------------|-----------------------|-----------------|
| 己 Yin Earth | 男 庚 Yang Metal | 己 <u>Yin Earth</u> | 壬 Yang Water |
| 卯 Rabbit | 辰 Dragon | 酉 Rooster | 午 Horse |
| 乙 -Wd | 戊乙癸 +E -Wd -Wt | 辛 -M | 丁己 -F -E |



Step Four

We add the hour Stem of Yin Earth and this concludes the Heavenly Stems and we are ready for our first assessment before we proceed with the hidden elements.

We know that the Heavenly Stems are most influential and that they will be apparent to everyone, and stronger evenmore when the Stems find root in the Branches.

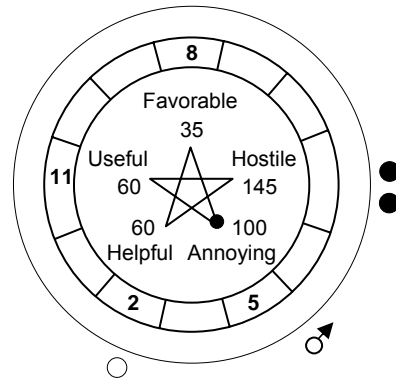
We see a gentle and expressive personality emerge, interested in improving himself through sustained studies, with a philosophical inclination, pre-occupied perhaps with matters of life and death and esoterics in general. Resource renders support

from the environment and Daymaster enjoys returning the support. He may be a good teacher or politician as his Resource is well rooted in the year Pillar, signifying his country. We find Proper Resource ↑R and Unbecoming Resource ↓R throughout the Pillars.

Also note that so far we have not encountered any Clashes or Pairings.

We may somewhat lower our expectations for leadership or true ambition or discipline as Power has in this stage not emerged. Also Wealth may not be achieved through direct efforts of Daymaster to generate it, rather it may come in through Output and his marriage. Having come this far, can you appreciate how your fate readings may ultimately benefit from this approach? This is an adventure.

| | | | |
|----------------|-------------------|----------------|-----------------|
| 己 Yin Earth | 男 庚 Yang Metal | 己 Yin Earth | 壬 Yang Water |
| 卯 Rabbit | 辰 Dragon | 酉 Rooster | 午 Horse |
| 乙 -Wd | 戊乙癸 +E -Wd -Wt | 辛 -M | 丁己 -F -E |



Step Five

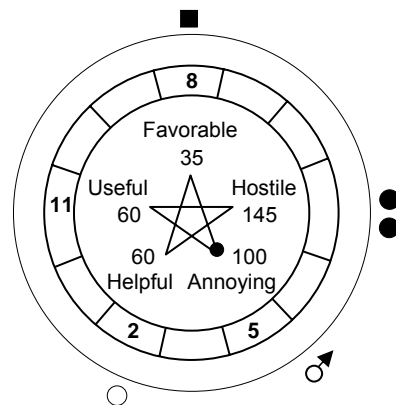
Besides the Heavenly Stems, the major Gods contained in the Branches are most influential. Therefore we take major Gods *outside* the Wuxing circle also.

All minor Gods will come in last and will be taken to the inside of the Wuxing circle for their slightly lesser weight.

The first Pairing between Stems appears when we take in the major God Yin Fire contained in the year Branch. Yin Fire engages into Pairing with Yang Water, also in the year Pillar, signifying a Daymaster that has love for his country. Yin Fire is Proper Power and Yang Water is Gracious Output. The Pairing produces Fire, which adds Power and which is most welcomed to help keep the Annoying God in check.

You may now proceed by taking in ■ or □ squares to signify that the origin is Earth in nature.

| | | | |
|----------------|-------------------|----------------|-----------------|
| 己 Yin Earth | 男 庚 Yang Metal | 己 Yin Earth | 壬 Yang Water |
| 卯 Rabbit | 辰 Dragon | 酉 Rooster | 午 Horse |
| 乙 -Wd | 戊乙癸 +E -Wd -Wt | 辛 -M | 丁己 -F -E |

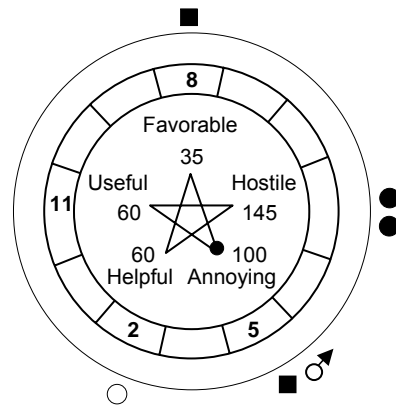


Step Six

Next, we take in the Yin Metal contained in the month Branch.

When you choose to apply the method of mapping proposed here, you may need to yet decide whether you want to start by taking in the year Stem as suggested in this chapter, or if you would prefer to take in the major God contained in the month Branch first. Sometimes the structure requires me to first take in and assess the major Qi of the month. There are no fixed rules. You must each and every time use your discriminative powers and select the most influential dynamics for your subject.

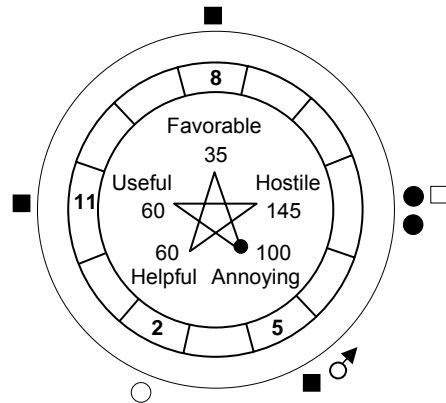
| | | | |
|----------------|-------------------|----------------|-----------------|
| 己 Yin Earth | 男 庚 Yang Metal | 己 Yin Earth | 壬 Yang Water |
| 卯 Rabbit | 辰 Dragon | 酉 Rooster | 午 Horse |
| 乙 -Wd | 戊乙癸 +E -Wd -Wt | 辛 -M | 丁己 -F -E |



Step Seven

We will now just add the major Gods of the day and hour Pillar without further due as you will be able to extend this yourself. You will have by now understood the style of building the chart and how you can yet transfer the conventional Four Pillars environment to the Wuxing circle.

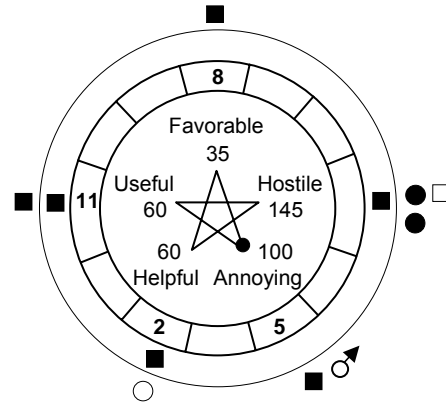
| | | | |
|----------------|-------------------|----------------|-----------------|
| 己 Yin Earth | 男 庚 Yang Metal | 己 Yin Earth | 壬 Yang Water |
| 卯 Rabbit | 辰 Dragon | 酉 Rooster | 午 Horse |
| 乙 -Wd | 戊乙癸 +E -Wd -Wt | 辛 -M | 丁己 -F -E |



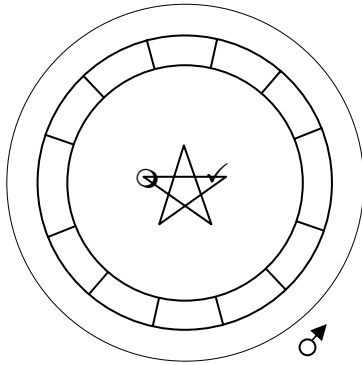
Minor Gods

Finally, we commit the minor Gods contained in the Branches, of course each time laying down your pen to ponder before you take in the next one.

| | | | |
|----------------|-------------------|----------------|-----------------|
| 己 Yin Earth | 男 庚 Yang Metal | 己 Yin Earth | 壬 Yang Water |
| 卯 Rabbit | 辰 Dragon | 酉 Rooster | 午 Horse |
| 乙 | 戊 乙 癸 | 辛 | 丁 己 |



Earth Branch as birth month

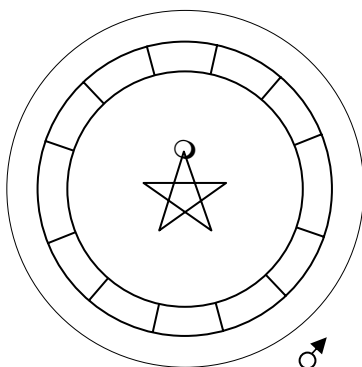


Here is how you can indicate that this Yang Metal Daymaster is born in Dragon month.

Dragon month is a Yang Branch and it belongs to the Wood months, shown by taking ○ to the Wood leg.

However, Tiger Branch belongs to the Wood domain also, so this indication could be easily mistaken to read Tiger. Therefore, you need take ✓ to the Earth leg in addition within the Wuxing circle.

Branch temperament



Finally, please remember that by indicating month of birth, you are indicating Yin or Yang *temperament of Branches*, rather than the Yin or Yang temperament of the *major element* that it contains.

In this example our Yang Metal Daymaster is born in the month of Horse, which is a Yang Branch, yet containing *Yin Fire*. Shown is the Yang temperament of the Branch, but your reading should then still tell you that "Daymaster was born in a month that introduces Proper Power", here using Yin Fire contained in Horse and adapting your assessment accordingly.

I hope you agree that it would be a loss of opportunity to have all aspect of a chart all shown at the same time and not grow with the chart step by step. Especially when you engage in actual life readings, you want to become one with the person's life. There is only so much that computer charts can do for you.

Are you tempted to continue taking in the other elements, or can you pause with each new step. For example, can you focus in on the person already at the first step and tell Daymaster's physical appearance only already by season of birth, what his aspirations are, how he will likely behave. You will find that much can be already said with little and your readings will never be the same.

This is simply because, when I take time to prepare a fate reading well before I actually meet the client, and following the here proposed method step by step, it not only becomes an adventure, but something quite significant may occur to me only after – let's say - one hour. It goes without saying that then such revelations would have likely not occurred when I would have just sat down with a client, build his chart on the spot and from that immediately and without preparation start assessing his life. We are dealing, not with charts but with lives and we must understand that our clients would be actually following our suggestions, be they feeble or solid. Life is precious and you must guard your client's life as your own. Be thorough. We have seen ample examples that it would have been much better Bazi to have refrained from fate calculation altogether, than doing a hurried job.

Finally, I would be very much interested to hear from you any remarks, alterations or improvements, your suggestions and experiences, your case studies, so that this may come to the benefit of future readers.

Conventional method

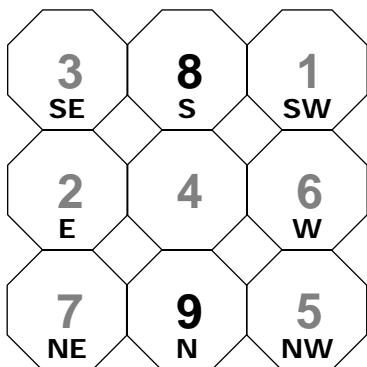
We can never leave the conventional method for charting the Pillars and reading fate. We only hope to have introduced to you yet another smooth style of assessing a person's life.

The conventional method of charting the Pillars is the *only* format that can show you location, timeliness and availability of elements in a chart, while it is also the only format to find if, how and to what extent elements find root, the only format to reveal type of chart as well as other Bazi dynamics such as Combinations, Formations, Pairings and Clashes and Transformations.

You are to *never* use the proposed complement without first and simultaneously referring to the conventional method, use it as your base, it is your anchor. The conventional method – in other words – is and remains the bigger bucket, the proposed method a smaller bucket fitting into the bigger bucket. Taking out the bigger bucket, you would not just only inflate Bazi, you would surely destroy it.

It is like assessing the 9 Stars in a Luoshu, for example in Chinese Feng Shui or Nine Star Ki.

If we look at this Luoshu for a 9 Fire person, most practitioners will say that "9 Fire in a 4 Wood year will visit the 1 Water House" and start their assessment from this, while focusing on the 9 Fire Star in the 1 Water House only.



Always check against the opposite Star for your divination

Let's call this approach the conventional method and let me then propose an additional dynamic by asking you to always *simultaneously incorporate the opposite Star in any of your assessments.*

In fact, nothing will be happening for the 9 Fire person that will not be 'charged' directly by the opposite 8 Earth Star in this Luoshu, for simple reason that they are two poles of the same magnet.

Nine Star Ki would then suffer grave inflation if you did not include the opposite Star, but you would destroy Nine Star Ki if you would now only consider from the opposite Star and forget about the 9 Fire in the 1 Water House.

It is the same with the here proposed additional method for assessing Bazi.

Before we will give you some of the – non conclusive – pros and cons for both approaches, I may ask my readers to actually apply the system, alter it according to your insights, contact me with any suggestions, so that the system may be yet molded to the benefit of future readers.

Some pros of the conventional format

- It shows Four Pillars chronology from year Pillar to hour Pillar, whereas the newly proposed format cannot show such chronology.
- It shows elements in their original locations: children Pillar, marriage Pillar etc..
- It shows upper body in the upper segments and lower body in lower segments of the Pillars.
- It shows aspects of distance; which elements are closer or farther away.
- It shows flow of Qi throughout the Pillars.
- It shows the exact location as well as magnitude of the hidden elements.
- It is quite easy to locate (vicinity of) combinations, pairings, clashes etc..

Some cons of the conventional format

- Locating and categorizing implications of all relations between elements is quite a task and time consuming.
- Even if all this is not a problem and you return to the same chart after three hours, you shall have to build up almost from scratch and try to recall where all Deities and other aspects were.
- It is quite difficult to work on two or more charts simultaneously, both as a teacher in front of class and as a consultant in comparing two charts for compatibility.
- Where it shows marriage palace, it is hard to tell where the spouse is, as goes for other family members.
- Students will likely have fallen into a pleasant coma already after having gone through two or three of their teacher's interpretations of any one single chart, as he went back and forth between all the different sections in the Pillars to explain aspects of the system.

Advantages of the new proposed format

Very much keeping with the conventional method, because this standard could not be replaced, there are some added advantages to this new method.

In general

- It shows all dynamics just in one instant glimpse and adds a great and immediate visual and learning experience.
- It shows location and functionality of environment: friends, competitors, spouse, parents, children, money etc..
- It uses pictograms that are immediately digestible to everyone and that reveal accurate information.
- It instantly shows equilibrium and strength in a chart and dynamics of interaction between Gods.
- It instantly shows where elements are abundant or missing.
- Even if you leave a chart for one year, the information gets back to you right away.
- It instantly shows if a person is a business type, an artist, a leader etc..
- This format can be communicated even by telephone with great ease.
- It becomes easy to simultaneously work on two or more charts.

The new format in class situations

- Students immediately grasp, understand, memorize and comprehend the dynamics.
- The model promotes a much increased feedback between students and teacher.
- Lectures are not the place to explain a system indepth, but now your audience can easily understand the proposed format.
- Students feel much more confident that 'they can do it' and tend to stick with the art much longer.
- It saves on the teacher's energy a great deal to get the message across.

The new format in relation to a client

Even clients need only a five minutes explanation of five element dynamics prior to the actual reading of their fate in order to understand and relate to what you are talking about and what you are showing them about their destinies.

Yes, the time is over where the consultant sat there and secretly 'saw' everything about your life without communicating anything at all.

With this format clients will start ask real relevant questions about their charts, as they can relate to it in a direct way.

Ad hoc consultations or public demonstrations can be done very quickly, as goes for printed publications.

I believe that with the conventional method, we would already subconsciously store whatever is shown through this traditional format in the back of our heads and position the elements along an imaginary five element circle with a five star, as shown in the new method, anyway.

I have been always wondering, without of course daring to touch the original format in any way, if it was possible to find a method that would add to this format and greatly enrich our readings at the same time.

My life readings always actively involve my clients. Their feedback, as well as the feedback in classes and from my colleagues, seems to fully endorse this format.

Heluo's website

www.heluo.nl

You will find class schedule, more extensive articles, book list, links, testimonials.

Heluo's Nine Star Ki group:

<http://groups.yahoo.com/group/NineStarKi>

Click 'Join Group' and be welcome to the first ever Nine Star Ki forum on www.

Contact Heluo

heluo@xs4all.nl

Do the math and join 4-day master classes with Heluo

We invite you to join our 4-day master classes in **Classical Chinese Feng Shui, Four Pillars of Destiny** and **Nine Star Ki**. Classes are intensive, with solid curriculum.

You may have even considered joining classes with Heluo in the Netherlands, but since you are not in the Netherlands, you may be backing away from the very idea. We know this, since we have been in communication with foreign students all along and have welcomed them in class all the time. Time and money are always major considerations and besides paying high class fees, most hotel prices can be quite intimidating. Not here - we made particularly sure - so we know that you will find your decision to join us actually an easy one. Just follow our considerations here.

First, as we have been teaching in a *One Module Only* style, you will not be required to return to class a number of times in order to obtain the teaching as our quite intensive 4-day master classes and the belonging workbooks particularly aim at your being able to independently apply the teachings to your own life or to the benefit of others. Our workbooks alone will keep you busy for a number of years.

Simply, if you do some www browsing and take time to do the math, chances are that - even in case you were to travel to the Netherlands in order to join class - your total expenses would be matching or come out to be even less than with any program in your own country, so that nothing will keep you from your adventure.

All this because we feel quite strong about you only being worried with profound studies and enjoying your stay, so all we do has been literally arranged around this as you will find that we have been keeping class fees to quite a reasonable level and we have selected only affordable hotels and B&B (too expensive equals: they're out). In fact, you will find that most hotels would easily charge prices per night against which you will be actually accommodated with us for your entire stay. That is how we meet you half way, the rest is a matter of you packing your bags and move here to acquire skill and find just solid - cold soil- class in honest atmosphere.

Your workbooks are currently anywhere between 407 and 650 pages and growing. Apart from classes in the Netherlands, Heluo teaches in your country upon your invitation. We have instructed students in Brazil, Canada, China, Greece, Hong Kong, Poland, Portugal, Russia and United Kingdom. Please contact our office with any of your questions or suggestions or to help you do the math and make the trip.

Four Pillars and Feng Shui software

<http://www.fourpillars.net/fpfs.php>

We would like to direct you to this magnificent Four Pillars program. Apart from Four Pillars it also includes a complete Nine Star Ki program (with directionology) as well as Feng Shui and Yi Jing. Soon also: Wen Wang Gua. *Free trial download.*

Day Stars

<http://www.geocities.com/ninestarki> / www.astro-fengshui.com

We recommend ebook "Nine Star Ki and Nine Stars Calendar" by master Joseph Yu.

Make sure you also join

<http://groups.yahoo.com/group/astrofengshui> / <http://groups.yahoo.com/group/chineseastrology>

The articles series "Explorations with Heluo" is kindly brought to you by

Heluo Qi Explorations / Hèluò Qìxué 賀洛氣學



Heluo

賀洛氣學

Qi Explorations

Center For Time, Space And Destiny Studies – Course Guidance – Existential Coaching. Established 1979.

Website: <http://www.heluo.nl> Office: heluo@xs4all.nl

DISCLAIMER

Any article appearing in the "Explorations with Heluo" series may be freely spread amongst your community – its copyright removed - , **provided** you leave it entirely in tact and it is published in one piece. Equally unaltered, the articles may be translated/published in your language. Translators may request to be sent the articles in their more convenient original Word format.

HELUO's MISSION

"Devoted To Your Destiny In One Peaceful World"

- Harvest For All -

"Explorations with Heluo" is an ongoing series of articles on the subject of time, space and destiny and our attempt to make genuine teachings available to those on a quest to understand Yi. The articles have been published since 1999 and by far most have been derived from actual chapters from the extensive workbooks to our 4-day master classes in our practitioner program "Destiny Consultant".

Teachings find you, because I feel they should have reached us during early childhood, to offer deep gratitude for once having obtained the trust of my teachers and in an attempt to help improve fate and life on this planet.

- Heluo -